



GREAT GIFT!!



**Every Tile
Has a Tale
to Tell!**

**THE
OCEAN BEACH
2010-2011
TILE PROJECT**



**Your
Special
Message
Here!**

Back by popular demand.....
Become a part of Ocean Beach History by
purchasing a 6" x6" ceramic tile, personalized
with your own special message.
To order please contact OBMA
at 619-224-4906

**History Made on
Newport
Avenue
in Ocean Beach!**



STEP #1: *Compose Your Message*

With the following guidelines in mind, use the form on back to create the one of a kind message that will be engraved on your personal tile.

- **3 lines** can be utilized....**14 spaces** per line (each letter, punctuation mark, space or symbol takes up one space)
- The message will be centered on the tile unless marked on official order form.
- Due to limited space, at this time please select 1st & 2nd choice of specific blocks.
- Messages will be screened for suitability in a community setting. Unacceptable messages will be returned with payment to the buyer.
Creativity is welcome, obscenity is not!
- Final approval of all messages is done by the Ocean Beach MainStreet Association and the City of San Diego.
- Symbols are extra and cost \$5.00 for each symbol.
- Actual tile size is 6" x 6".

STEP #2: *Fill out the Order Form*

Once you've chosen the perfect message, fill out official application on back.

STEP #3: *Pay for your Tile*

Pay by Check, Money Order or Credit Card

Please do not send Cash.

Make Checks Payable To:
OBMA/TILE

*Mail or drop off order form with
payment to:*

The Ocean Beach MainStreet Association

**1868 Bacon St., Ste. A
San Diego, CA 92107**

Or

For credit card orders please fill out form on back and fax to 619-224-4976

If you have any questions, please call us at 619-224-4906

Figure out how much you owe!	
Price per Tile	= \$130.00
No. of symbols ___ @ \$5 ea.=	_____
Total Amount Enclosed	= _____
Tax is included in price	

STEP #4: *Be Patient!* The Ocean Beach Tile Project only opens up periodically, each phase takes time to complete. We will do our best to notify you when it is placed.

STEP #5: *Enjoy your piece of Ocean Beach*...Bring your friends and relatives by to admire your special tile in a very special town!

Tile # _____ Last Name of Purchaser _____
 Date Received: ___/___/___ Check/MO/ or CC # _____ Cert. Sent ___/___/___



OCEAN BEACH 2010-2011 TILE PROJECT ORDER FORM

(one tile per form)

Your official tile certificate will be mailed to the address provided below:

Name: _____

Address: _____

City: _____ State: _____ Zip: _____

Telephone: () _____ Email: _____

***Please keep in mind that the information on this form will be our only way of contacting you once your tile is completed and installed. Use a permanent address if possible!**

Message: Please print! (It is extremely important that you do not exceed the maximum 14 characters per line!)

Line 1: _____






Line 2: _____

Line 3: _____

Your message will be centered unless this box is checked. Space exactly as above.

Choice of Block: 4800 ___ 4900 ___ 5000 ___ (Please indicate your 1st & 2nd choices)

Available Symbols:

				
PALM TREE	DOLPHIN	STAR	HEART	FEET

Each symbol represents one space.

For Credit Card Sales please use this form. Thanks for your order!

Credit Card Type: Visa or Mastercard (circle one) Date: _____

Print Name (as it appears on card): _____

Credit Card Number: _____ Expiration Date: _____

Authorized Signature: _____ Amount Charged: _____

Address: _____ State: _____ Zip: _____

The Ocean Beach MainStreet Association



O.B.M.A.
PO Box 7990
San Diego, CA. 92167

**Become a
Part of
Ocean Beach
History**

THE OCEAN BEACH TILE PROJECT

Tiles along Newport Avenue, engraved with
your own personalized message
are now available!
(See inside for details)